

Attitude Overdrive



Overview

Students will watch the NSTeens video “Attitude Overdrive” and discuss what to do when they encounter “griefers” while playing games online. They will make a fact wheel to remind them how to deal with griefers.



Materials / Preparation

- Computer lab or computer hooked up to an LCD projector
- Video - “Attitude Overdrive”
- Attachment 1 - “How I Deal with Griefers” fact wheel
- Paper fasteners (1 per child)
- Chalkboard/whiteboard



30 minutes



Introduction

Ask your students:

Do any of you play online games? Do you ever talk to other people while gaming online? What kind of conversations do you have?

Discuss.

Then tell them: Sometimes, people are mean or rude in online games. Those people are called “griefers” because they try to ruin your game. We’re going to learn more about it in this video.



Activity

Show “Attitude Overdrive.” Ask your students: *How did NSTeens characters Becks and CL deal with the griefer? (They blocked him.)* Then have the class discuss other ways to deal with griefers:

- | | |
|--|--|
| • Ignore them | • Report griefing to the gaming service or website |
| • Block or mute them | • Talk to a trusted adult about the incident |
| • Save the messages to show a trusted adult | • Don’t respond in anger and become a griefer yourself |
| • Delete existing accounts and set-up new ones | |

Designate a student to write the class’s answers on a chalkboard/whiteboard.

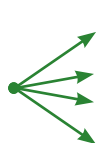
Give each student 1 paper fastener and a copy of the “How I Deal with Griefers” fact wheel (attachment 1). Tell them to choose four ways they will use to deal with griefers while gaming and construct a fact wheel. Students may share their completed wheels with the class.



Follow-Up

Explain to students that other than not becoming griefers themselves, there are other rules they should follow when gaming online. Ask them to write a paragraph responding to the following scenarios:

What should you do if another gamer



- asks for personal information, like your account password?
- makes you feel uncomfortable?
- offers you a deal that sounds too good to be true?
- asks to meet you in person?

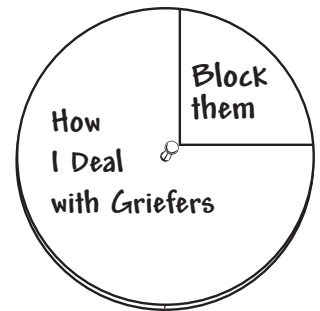


HOW I DEAL WITH GRIEFERS FACT WHEEL

This fact wheel will help you remember what to do when you meet a griefer in an online game.

Instructions:

1. Write one way to deal with griefers in each of the four sections of **Figure 1**.
2. On **Figure 2** write "How I Deal with Griefers," but do not write in the dotted triangle.
3. Color and design both circles. Do not color the dotted triangle.
4. Cut out both circles. Cut out the dotted triangle in **Figure 2**.
5. Attach the circles in the middle with the paper fastener.
6. Your fact wheel is complete!



Completed Wheel

Figure 1

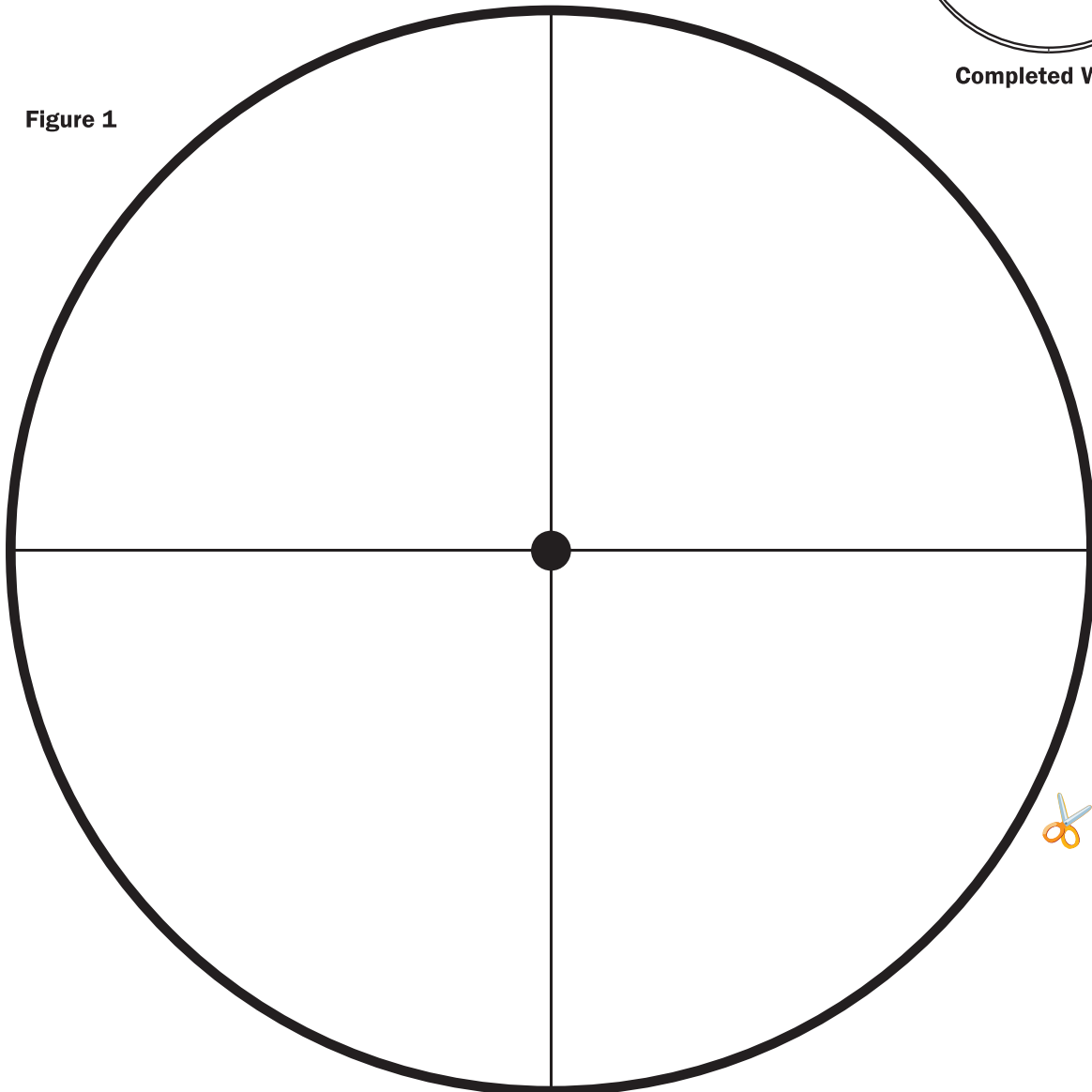




Figure 2

